



# BAVARIA CRUISER 37





# LIVING SPACE



The CRUISER 37 offers perfect life-sail balance. Behind the sporty sailing performance lies a sail-plan focussed on the utmost efficiency, while the deck and cockpit layout makes relaxing and sunbathing after sailing irresistible. The sails of the CRUISER 37 come from Elvström Sails in Denmark and have been specially developed to meet BAVARIA's exacting requirements. You have a choice of different sails: from Dacron sails to sails made from the high performance membrane EPEX, depending on your personal needs and sailing style.

The swim platform is the ideal place for sunbathing, so close to the water that you would be forgiven for thinking you were on the beach, while back in the harbour it doubles up as the reception area for crew and guests.





In the 3-cabin version, the Cruiser 37 has a flexible navigation area equipped with all the essential instruments.



The galley has large work surfaces, storage space for kitchen utensils and food, a double sink and even space for a microwave.



Appearances can be deceiving — under the aft double bunk there is plenty of storage space for bags and equipment.

Available in a 2- or 3-cabin version, the CRUISER 37 is ideal for four to six people. On the port side of the 2-cabin version there is a real navigation corner which can also serve as a desk if you really need to catch up on some work while out on the water. The forward cabin has an exceptionally large double berth. The three-cabin version provides wide bunks and storage space for personal belongings for guests using the two aft cabins.





LIFE  
BELOW DECK





# TECHNICAL DATA

## CRUISER 37




2-cabin version



3-cabin version

### DECK LAYOUT



Length overall	11,30 m
Length hull	10,90 m
Length waterline	10,22 m
Beam overall	3,67 m
Draught standard cast iron keel (approx.)	1,95 m
Draught option cast iron keel as shallow keel (approx.)	1,63 m
Unladen weight (approx.)	7.000 kg
Ballast (approx.)	2.080 kg
Engine, Volvo Penta with Saildrive	D1-20
Engine power	13,9 kW/18 PS
Fuel tank (approx.)	150 l
Water tank, standard version (approx.)	210 l

Cabin + Heads, standard version	2 + 1
Berths, standard version	4
Height in salon (approx.)	1,95 m
Mainsail and fore sail, standard (approx.)	65,00 m²
Height of mast above water line (approx.)	16,82 m
Cabin + Heads	2 + 1/3 + 1
Berths	4/6
Passengers	8
CE Category	A

All data are subject to change without notice and given without warranty.



### SAIL PLAN

Mainsail	41 m²
Foresail	27 m²
Gennaker	82 m²
I	14,06 m
J	3,73 m
P	13,58 m
E	5,10 m







## THE ULTIMATE IN SAILING PLEASURE WITH TWO OR THREE CABINS

Taking the entire family on a sailing vacation, spending time with close friends on the weekend or even just enjoying the sun with your better half – that's what the CRUISER 41 was designed for. Because this yacht only requires two hands for setting and trimming the sails. On the CRUISER 41 there are for example three options for guiding the mainsheet – from the cruising version with one sheet, which can be trimmed with one of the halyard winches on the cockpit roof, to a sporty version in which the mainsheet can be guided with the two aft cockpit winches and operated there by the helmsman.